

GAYLORD | G | ARCHIVAL®

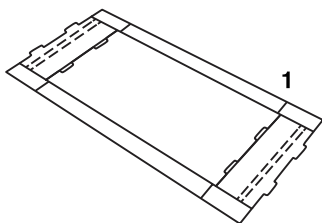
Preserve Today. Share Tomorrow.

Assembly Instructions

DFG1722A
 DFG1319A
 DFG1620A
 DFG2024A1
 DFG1411A
 DFG2431A
 DFG3240A
 DFG108A
 DFCS10132
 DFCS20253C
 DFCS10132C
 DFCS10143
 DFCS10143C
 DFCS11142
 DFCS11142C
 DFCS11163
 DFCS11163C
 DFCS12153
 DFCS12153C
 DFCS14182
 DFCS14182C
 DFCS16222
 DFCS16222C
 DFCS17202
 DFCS17202C
 DFCS20253

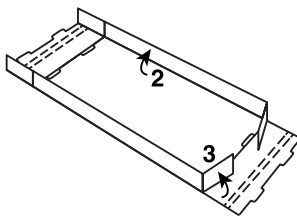
Lid Assembly

1. Ships flat.



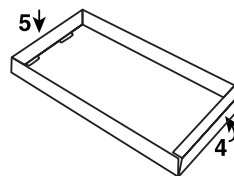
2. Raise sides.

3. Push in end flaps.



4. Raise ends.

5. Press into notches.



Drop-Front Base Assembly

1. Begin with the inside of the box facing you; place the two curves at the top.

2. Lift bottom flap and fold sides inward.

3. Fold right side up and over, ensure that side tab is underneath fold, lock into notch.

4. Repeat on left side.



5. Fold up ends with curved sides and insert into side pockets.

